

Home & School CONNECTION[®]

Working Together for School Success

May 2007

MSAD #70 Elementary Program
Rhonda Foster, Home-School Coordinator

SHORT NOTES

Water safety

Swimming is lots of fun and great exercise for your children. Keep it safe by making sure a responsible adult watches them the entire time they are in the water. Also, look for free or low-cost swim lessons at a community pool to help your kids be water-safe for life.

Just what I wanted

Looking for the perfect present for a teacher? A gift certificate to a bookstore or an office supply store is always welcome. Consider donating a book to the school library in the teacher's name. Or suggest that your youngster draw a picture or write a poem for her teacher.

Raising good sports

You can teach your child to be a good sport by being one yourself. When you attend a game, clap and cheer for players who try hard, even if they're on the other team. You'll help your youngster learn to be gracious to everyone in the game.

Worth quoting

"A book is like a garden carried in the pocket."

Anonymous

JUST FOR FUN

Teacher: What is an island?

Laura: A piece of land surrounded by water except on one side.

Teacher:
On one side?

Laura: Yes. On top!



Summer learning

How can you keep your child learning over summer vacation? Here are some suggestions from teachers that will delight—and engage—your youngster.

Make a mailbox

Put your child's name on an empty cereal box, and drop notes in daily. Encourage her to send notes back to you to boost both reading and writing skills.

Do a science experiment


Have your youngster place a stalk of celery in water with red food coloring. Ask her to guess what will happen to the leaves. (They will turn red.) Let her make a guess (hypothesis) ahead of time on when they will change color. How close did she come?

Compare and weigh

Develop your youngster's math skills at the grocery store. She can compare different brands and sizes to find the best buys. Have her weigh fruits and vegetables and estimate their cost.

Conduct a survey

Taking family opinion polls can help with research skills. Each week, encourage your child to ask a question



("What's your favorite flavor of ice cream?"). Ask her to record the answers and report on her findings at dinner.

Practice ABC order

On a car ride, see if your youngster can spot and name objects in alphabetical order. *Example:* add, basketball hoop, church. She'll work on vocabulary, language, and observation skills.

Read every day


Visit the library for new books. Read to your child and listen to her read to you. Take books along with you on picnics and vacations. Your youngster can never read too much! ♥

Saying "I love you"

There are many great ways to tell a child, "I love you." You might:

■ Tuck a note in his lunch saying something you love about him ("Your jokes make me laugh").

■ Make his favorite meal. Serve it with an "I love you" note on his plate.



■ Listen and respond to his ideas. "You're right! We should go to the zoo again soon."

■ Send him an e-mail. "You're the best! I'm glad you're my son."

■ Leave a heart on his pillow signed, "Love, Mom."

■ Spend 10–15 minutes a day playing together—with no distractions. ♥

Music for the mind

You know music can make kids laugh, dance, and be happy. But did you know it can also help them with math, reading, and other skills? Add music to your youngster's routine with these ideas:

♪ Encourage your child to sing and clap along to favorite music. He will pick up on rhythms and patterns—important concepts in math and reading. He can also march or dance to the beat of the music. *Note:* Some children learn best when they're moving around. Reciting math facts while marching is a fun way for them to learn.



♪ Play classical music while your youngster does math homework. This type of music can stimulate parts of the brain that help kids understand math.

♪ Listen carefully to lyrics together. Suggest that your child try to remember the words and sing them later. Learning songs by heart can strengthen his attention and memory skills.

♪ Put on fun and bouncy music when your youngster is brainstorming ideas for school assignments. Since music spurs creativity, you may find him thinking in new and different ways.♥

PARENT TO PARENT

No time for tattling

My middle child, Andrew, used to tattle constantly on his brother and sister. It made them mad, and it annoyed me. I didn't want to ignore Andrew if the other kids were breaking rules, but I didn't want to reward him for tattling either.



Luckily, my mother-in-law came to the rescue. She told me, "Tattlers tattle because they want to feel important. See if you can find other ways to help Andrew feel important."

So I put Andrew in charge of our after-school calendar. It's

his job to review the calendar each morning and remind me who needs a ride to an activity that afternoon. He loves being my special "calendar helper." And I love that he's tattling less now that he has a better way to get my attention!♥

Q & A

Type "right"

Q: My daughter loves to use the computer, but her typing is all hunt-and-peck. How can I help her learn to type?

A: Your child is likely to be using computers her entire life, so it's important for her to learn keyboarding skills. You can make the process more fun with software that uses games to coach kids along. You might try *Typing Instructor for Kids* (Individual Software Inc.) or *Ten Thumbs Typing Tutor* (free trial at www.tenthumbstypingtutor.com).

As she's learning, give your daughter lots of opportunities to practice. You can dictate your grocery list to her or have her type her spelling words. She'll be happy to see that once she can type without looking, she'll be able to focus on her work rather than watching her fingers.♥




Family history

Your child can learn a lot about her family by knowing the jobs that grandparents, aunts, uncles, and great-grandparents have held. Help her develop research skills—and learn about her past—by creating a family work history.

First, have your youngster call, write, or e-mail relatives to tell them about her project. She can ask them each the same questions. *Some possibilities:* What was your

first job? What year was it? How old were you? What was (or is) your main career? What has been your favorite job? Why?

Then, help her write out each relative's work story. She can arrange them in order from the oldest living relative down to you. Let her make copies at the library to share with everyone she interviewed. Her document is sure to become a treasured family heirloom.♥



OUR PURPOSE

To provide busy parents with practical ideas that promote school success, parent involvement, and more effective parenting.

Resources for Educators,
a division of Aspen Publishers, Inc.
3035 Valley Avenue, Suite 103, Winchester, VA 22601
540-723-0322 • rfeustomer@wolterskluwer.com
www.rfeonline.com

ISSN 1540-5621